

I. Jenkins, M. Baruzzo, M. Brix, C.D. Challis, N.C. Hawkes, X. Litaudon,
J. Mailloux, F.G. Rimini, P.C. de Vries and JET EFDA contributors

Test of Current Ramp Modelling for AT Regimes in JET

“This document is intended for publication in the open literature. It is made available on the understanding that it may not be further circulated and extracts or references may not be published prior to publication of the original when applicable, or without the consent of the Publications Officer, EFDA, Culham Science Centre, Abingdon, Oxon, OX14 3DB, UK.”

“Enquiries about Copyright and reproduction should be addressed to the Publications Officer, EFDA, Culham Science Centre, Abingdon, Oxon, OX14 3DB, UK.”

The contents of this preprint and all other JET EFDA Preprints and Conference Papers are available to view online free at www.iop.org/Jet. This site has full search facilities and e-mail alert options. The diagrams contained within the PDFs on this site are hyperlinked from the year 1996 onwards.

Test of Current Ramp Modelling for AT Regimes in JET

I. Jenkins¹, M. Baruzzo², M. Brix¹, C.D. Challis¹, N.C. Hawkes¹, X. Litaudon³,
J. Mailloux¹, F.G. Rimini⁴, P.C. de Vries⁵ and JET EFDA contributors*

JET-EFDA, Culham Science Centre, OX14 3DB, Abingdon, UK

¹*EURATOM/CCFE Association, Culham Science Centre, OX14 3DB, Abingdon, OXON, UK*

²*Consorzio RFX, EURATOM-ENEA Assoc., Corso Stati Uniti 4, 35127Padova, Italy*

³*CEA, IRFM, F-13108 Saint-Paul-lez-Durance, France*

⁴*European Commission, B-1049, Brussels, Belgium and
EFDA Close Support Unit, Culham Science Centre, OX14 3DB, Abingdon, OXON, UK*

⁵*FOM Rijnhuizen, Association EURATOM-FOM, Nieuwegein, The Netherlands*

* *See annex of F. Romanelli et al, "Overview of JET Results",
(Proc. 22nd IAEA Fusion Energy Conference, Geneva, Switzerland (2008)).*

Preprint of Paper to be submitted for publication in Proceedings of the
37th EPS Conference on Plasma Physics, Dublin, Ireland.

(21st June 2010 - 25th June 2010)

ABSTRACT.

For the first time, measurements of the q-profile have been made one second after the time of plasma initiation (tinit) in the JET Advanced Tokamak (AT) regime, the data being obtained at both 2.0T and 2.7T using the Motional Stark Effect (MSE) system [1]. Multiple EFIT reconstructions within the uncertainties on the MSE data have produced q-profiles with error bars (figure 1) showing shear reversal inside $(r/a) \sim 0.66/0.7$ with a region of very low current density in the plasma centre. This demonstrates that deep shear reversal is generated in large volume JET plasmas by a plasma initiation with an early current ramp phase without the need for non-inductive current drive. The magnetic shear is more negative and the negative shear region is larger at higher magnetic field when the same current waveform is used, possibly linked with the observed stronger $n = 1$ MHD activity at the lower values of q-cylindrical.

1. INTRODUCTION

Interpretative simulations of the current ramp phase in AT plasmas have been performed with the TRANSP [2] code with neo-classical resistivity (NCLASS) to test the sensitivity of the modelled current profile evolution to the initial q-profile shape assumed. Electron temperature and density profiles were provided by a high resolution Thomson Scattering system and Z_{eff} was from visible Bremsstrahlung measurements. Compared to an assumed initial condition with weak magnetic shear, simulations starting with a deep shear reversed q-profile (from the 2.7T pulse as shown in Fig. 1) and using neo-classical resistivity, can retain a significant difference in q_0 ($\sim 15\%$) as q_{min} reaches 3 (a typical starting point for main heating in JET AT experiments) (figure 2). By the time q_{min} reaches 2 the effect of the initial q-profile is no longer significant, indicating that modelling of plasmas in the hybrid regime, where main heating is typically applied when q_{min} approaches unity, is less sensitive to the initial q-profile assumption. This observation is found to be independent of the resistivity model used.

Previous modelling of the current ramp phase of JET AT experiments, assuming a broad initial current density profile and neoclassical resistivity, produced current profiles that were too peaked compared with MSE measurements when q_{min} reached 1.5 [3]. A similar discrepancy is apparent when modelling more recent experiments. Despite the use of a realistic initial q-profile from the measurements described above, the current diffusion into the plasma centre, modelled by TRANSP with neo-classical resistivity, is too fast when compared to the first MSE measurement taken at the start of the main heating phase (figure 3).

The effect is already apparent in analysis of the first 1.5 seconds of a plasma pulse with early MSE measurements which shows that the modelled current penetration into the plasma core with NCLASS is again too rapid compared with the measurements, even if, to test the sensitivity of the modelling to measurement uncertainties, Z_{eff} was arbitrarily set to unity (figure 4). Simulations employing different resistivity models (again with $Z_{\text{eff}} = 1$) showed that Spitzer resistivity ($\eta_{\text{Sp}} \sim Z/T_e^{3/2}$) gave a closer agreement to the measured current diffusion in this initial current ramp. These results contrast with the good agreement of modelling and MSE data for the hybrid plasma

q-profile once it has reached stationary conditions. This is tested in experiments where the main heating was extended to 3 resistive times ($\tau_R \sim 4.5s$), there is no appreciable discrepancy between the MSE measured q-profile and an interpretative simulation using neo-classical current diffusion for the entire duration of the simulation (figure 5).

CONCLUSION

Firstly it has been shown that the effect of initial q-profile assumption can affect the modelling of AT scenarios. There can be a significant difference in q_0 when q_{min} approaches 3 between simulations using an as-measured deeply shear-reversed q-profile compared to a weakly shear reversed one (as previously assumed). The initial assumption does not appear to be important by the time q_{min} reaches 2. Additionally, the current profile evolution in the ramp-up phase does not appear to be neo-classical. Thus the heating target q-profile for steady-state regimes (where $q_{min} > 2$ when main heating is applied) cannot necessarily be satisfactorily modelled, whereas where the main heating phase is delayed as for the hybrid regime (where $q_{min} \sim 1$ at the start of main heating) satisfactory agreement between simulation and MHD markers has been observed which gives confidence in the q-profile modelled as the plasma approaches stationary conditions. It should be noted that electron collisionality (ν_e^*) is much higher in the Ohmic current ramp plasma compared to high β_N hybrid/stationary plasmas (Figure 6). Successful modelling at low ν_e^* but not at high ν_e^* suggests the need for further model validation in high ν_e^* plasmas where the effects of trapped particles are critical.

Inconsistencies between measurement and modelling in the highly dynamic current ramp phase have been observed on other devices and this issue should be addressed for validation of predictive simulations for present and future machines.

ACKNOWLEDGEMENTS

This work was carried out within the framework of the European Fusion Development Agreement and was partly funded by the United Kingdom Engineering and Physical Sciences Research Council under grant EP/G003955 and by the European Communities under the contract of Association between EURATOM and CCFE. The views and opinions expressed herein do not necessarily reflect those of the European Commission.

REFERENCES :

- [1]. N.C. Hawkes *et al*, Review of Scientific Instruments **70** (1999) 894
- [2]. R.J. Goldston *et al*, Journal of Computer Physics **43** (1981) 61
- [3]. T.J.J. Tala *et al*, Plasma Physics and Controlled Fusion **44** (2002) 1181-1202

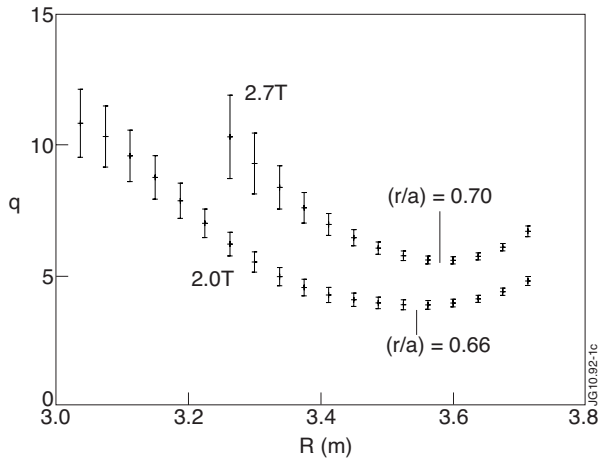


Figure 1: q profiles as measured at $t \neq t_{init} + 1.4s$ by MSE/EFIT for Pulse No's: 79650 (2.0T) and 79649 (2.7T).

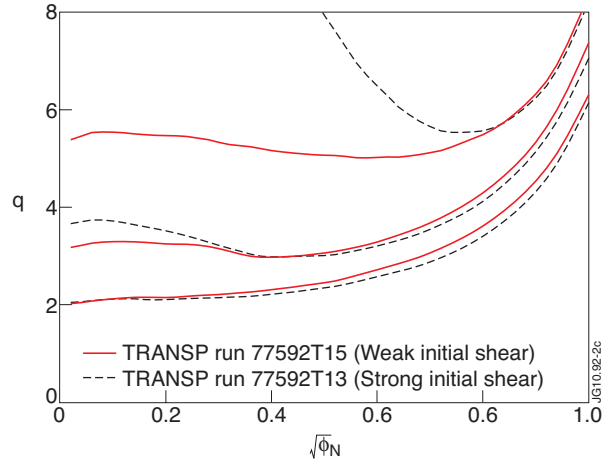


Figure 2: Effect of assuming a strong shear-reversed (dashed line- from Pulse No: 79649, $t_{init} + 1.4s$) and weak shear reversed (solid line- from EFIT $t_{init} + 1.4s$) initial q -profile (top) in simulations modelling flux diffusion until $q_{min} = 3$ or $q_{min} = 2$.

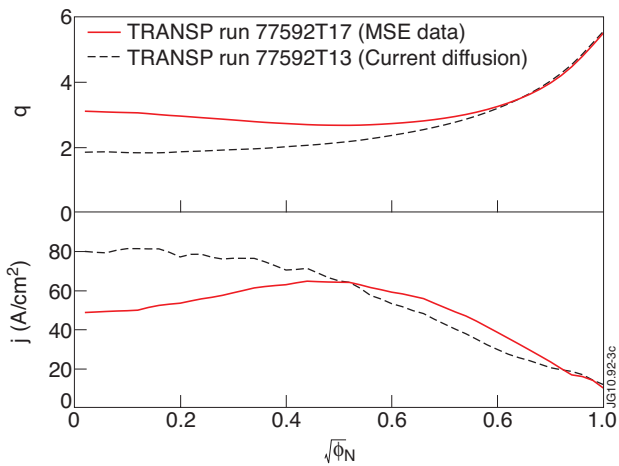


Figure 3: Comparison, at start of main heating phase, between MSE data (solid) and simulation (dashed) of q -profiles and current profiles for AT pulse. The simulation uses a realistic initial q -profile (as in Fig.2) followed by current diffusion.

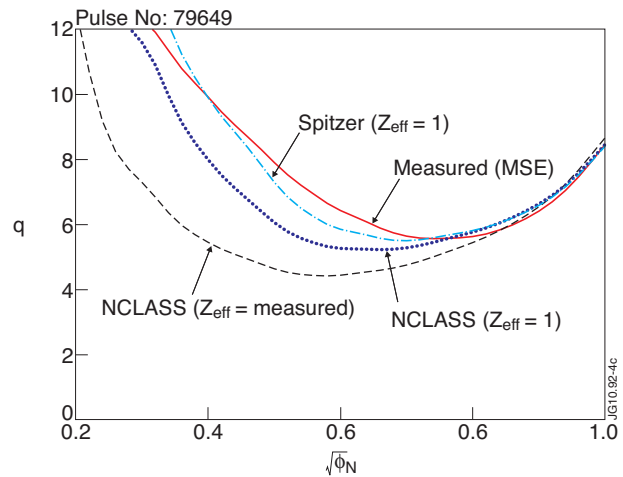


Figure 4: Comparison of measured and simulated q -profiles at $t_{init} + 1.4s$ for Pulse No: 79649 after 0.3s of modelled current diffusion. Z_{eff} is assumed to be flat across the plasma.

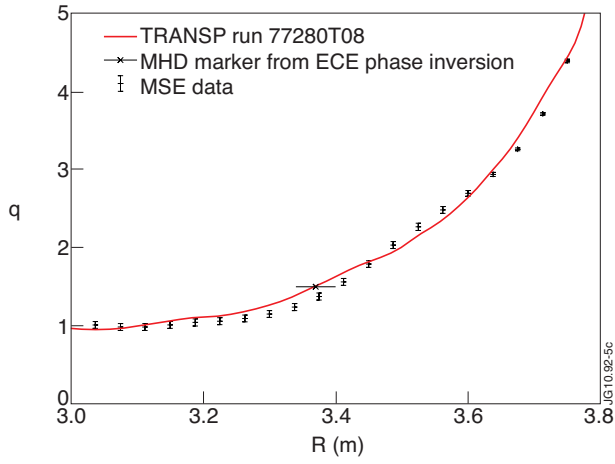


Figure 5: Comparison of q -profiles (at 16.5s after start of main heating) from MSE data with TRANSP simulation using MSE measured initial q -profile at $t=4.55s$. The location of the 3/2 mode from ECE inversion is also shown as an additional experimental marker for $q=1.5$ surface.

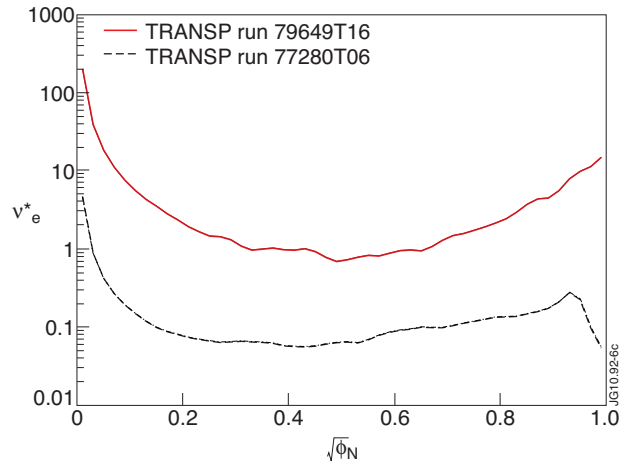


Figure 6: Log10 plots of electron collisionality profiles for (solid) current ramp Pulse No: 79649 at $t_{init}+1.5s$, and (dashed) stationary regime Pulse No: 77280 at $t=16.5s$ after start of main heating.